



Influence of Fish Farming on the Fish Growth in Five Farms of the Central-Western of Côte d'Ivoire

**Kouassi Sylvain Konan^{1*}, N'golo Ouattara², Moustapha Diaby³,
Zana Ibrahim Coulibaly² and Kouakou Yao²**

¹Department of Aquaculture, Oceanologic Research Centre, P.O.Box V 18 Abidjan, Côte d'Ivoire.

²Department of Nature Sciences, Nangui Abrogoua University, 02 P.O.Box 801 Abidjan, Côte d'Ivoire.

³Agro-Pastoral Management Institute, Péléforo Gon Coulibaly University, P.O.Box 1328 Korhogo, Côte d'Ivoire.

Authors' contributions

This work was done with a frank collaboration among all the authors. Authors KSK and ZIC collected samples and designed the study. Authors NO and MD performed the data processing and all drafted the first version of the manuscript. Author KY wrote the protocol and corrected the first versions of the manuscript. All authors read and approved the final manuscript.

Article Information

DOI: 10.9734/JAERI/2019/v18i230052

Editor(s):

(1) Dr. Ahmed Esmat Abdel Moneim, Department of Zoology, Helwan University, Egypt, And Institute of Biomedical Research Center, University of Granada, Spain.

(2) Dr. Ozdal Gokdal, Professor, Adnan Menderes University, Çine Vocational School, Turkey.

Reviewers:

(1) Şükrü Kitiş, Dumlupınar University, Turkey.

(2) Tiogué Tekounegning Claudine, The University of Dschang, Cameroon.

(3) Dahiru Ibrahim, National Research Institute for Chemical Technology, Nigeria.

Complete Peer review History: <http://www.sdiarticle3.com/review-history/47999>

Received 07 January 2019

Accepted 27 March 2019

Published 10 April 2019

Original Research Article

ABSTRACT

This is a comparative study for understanding the low fish production in the Goh region (Central-Western of Côte d'Ivoire) through the management of the five main fish farms. The study was carried out during 35 days, from August to September 2017. The farmers were all over 45 years old men and sexing fish late. The by-products (rice bran and low flour) were used for feeding on all farms, but only Bahompa 2 farm, makes a supplement with the industrial granulated food. Fish growth parameters have been taken with 200 individuals of *Oreochromis niloticus* per farm (1000 fish). The main performance indicator such as Daily Weight Gain (DWG), Specific Growth Rate (SGR) and relative condition factor (K) have been calculated for each farm. The best performance of the fish have been recorded on the Bahompa 2 farm (DWG= 1.54 ± 0.47 g/day, SGR = $2.04 \pm 0.36\%$ /day and K = 1 ± 0.01). Yopohoué farm follows, with DWG = 1.18 ± 0.31 g/day, SGR = $1.81 \pm$

*Corresponding author: E-mail: kokuasy@yahoo.fr;

0.3%/day, and $K = 1 \pm 0.01$. Bahompa 3 farm were third with $DWG = 0.89 \pm 0.72$ g/day, $SGR = 1.15 \pm 0.46\%$ /day and $K = 0.99 \pm 0.04$. Bahompa 1 farm, were fourth with $DWG = 0.68 \pm 0.19$ g/day, $SGR = 2.02 \pm 0.41\%$ /day and $K = 1 \pm 0.1$. Then Sanepa farm were the last with $DWG = 1.11 \pm 0.18$ g/d $SGR = 1.21 \pm 0.11\%$ /day and $K = 1 \pm 0.98$. The allometric coefficients ($b < 3$) reflect the slow growth of these fish. These low parameters indicate living stress of *Oreochromis niloticus* fishes during their breeding.

Keywords: *Oreochromis niloticus*; allometric coefficient; fish farm; Côte d'Ivoire.

1. INTRODUCTION

In developing countries, fish is often the only source of animal protein accessible to the most disadvantaged populations [1]. In Côte d'Ivoire, the average per capita fish consumption is estimated at 15 kilograms per year [2]. However, annual fish production estimated at 70 000 tonnes (of which 1. 57% by aquaculture) covers barely 23% of requirements, hence the need for a massive import of frozen fish to satisfy national needs [3].

Because of the difficulty of supplying fish, fish farming has emerged as an unavoidable path through the intensification of tilapia farming to reduce animal protein deficiency [4,5]. Indeed, tilapias are the predominant species of commercial fish farming in Africa [6,7] and have great economic and ecological importance on African waterways [8,9,10,11]. They also represent the highest and most valued species by fish farmers and consumers [12,13] because of its hardiness, its ease to be raised in fresh water.

However, [14] and [15] indicate that the major constraints to the emergence of fish farming are high-cost nutrition and the lack of national fish farming policies. In fact, fish farmers are confronted with certain problems, in particular, the low yields of fish farming activities linked to the difficulties of feeding fish and the lack of fry, the weakness of technical supervision and the low funding of the sector [16].

As part of this dynamic, this study aims to evaluate the management methods of fish farms in the main production region of Central West of Côte d'Ivoire and the fish growth parameters, for improving the productivity of tilapia *Oreochromis niloticus*.

2. MATERIALS AND METHODS

2.1 Study Area

Data have been collected from five farms in the department of Ourahio witch is located at 6°

25'00" N and 5° 55'00"W, in the Goh region (Fig. 1) where farms visited are located in the Bahama, Sanepa and Yopohoué villages. This department is located in the forest zone and has small rivers system.

The work has been carried out during 35 days, from August to September 2017 through fact sheets used to collect information on the socio-economic profile of the farmers, fish feed and aquaculture practices of the five fish farms studied.

2.2 Study Design and Data Collection

2.2.1 Measurements of fish

A 6 mm mesh seine was used to catch 200 fish at each farm for a total of 1000 fish. Fish were weighted to the nearest gram and measured to the nearest mm. All the 1000 fish have been used to determine the fish growth parameters such as the daily weight gain (DWG), average weight gain (AWG), specific growth rate (SGR) and relative condition factor (K).

Subsequently, thirty (30) fish selected from each farm for a total of 150 fish were sent to the laboratory of the Oceanologic Research Center (CRO) in Abidjan. They were weighted with a precision 0.01 g KERN electronic scale and measured with a 0.01 mm precision graduated ichthyometer to study the length-weight relationship.

2.2.2 Farms characteristics

The farmer fact sheets were used to collect data on the farmer's socio-economic profile, fish feeds, aquaculture practices and aquaculture each farm.

2.3 Studied Parameters

The zootechnical parameters calculated below let to evaluate the growth of fish according to their age in the different farms visited.



Fig. 1. Study area of Ouragahio

2.3.1 Daily weight gain (DWG)

The daily weight gain expressed in gram per day (g/d), indicate the daily weight growth rate; $DWG = (Final\ weight\ (g) - Initial\ weight\ (g))/Feeding\ duration\ (d)$.

2.3.2 Average weight gain (AWG)

The average weight gain expressed in gram (g), indicates the weight gain of the fish of the different farms after any breeding period through the formula:

$$AWG = Final\ average\ weight - initial\ average\ weight.$$

2.3.3 Specific growth rate (SGR)

The specific growth rate expressed as a percentage (%/d), also indicates the daily weight growth rate:

$$SGR = [(ln\ (Pf) - ln\ (Pi) / Breeding\ time\ in\ days)] \times 100;$$

With; Pf: final weight and Pi: initial weight, ln: logarithm, d: day

2.3.4 Length-weight relationship

The length-weight relationship that expresses the growth relationship between fish weight (p) and standard length (Ls) is estimated by the mathematical expression: $P = a.L^b$; where a expresses a constant in the growth equation and b, the growth allometry.

2.3.5 Relative condition factor (K)

The relative condition factor (K) that allows determining the physiological state of fish, including it's reproductive capacity and the influence of habitat on the species was used.

$$K = [W / Ls^3] \times 100; W: weight\ of\ the\ fish\ (gram); Ls: standard\ length\ of\ fish\ (cm)$$

2.4 Statistical Analysis

The student's statistical t test was used to test the differences between the values of b and the theoretical value 3.

Statistical treatments were carried out on Average Weight Gain (AWG), Daily Weight Gain (DWG), Specific Growth Rate (SGR) through one-way analysis of variance (ANOVA 1) with the R 3.2.1 software.

3. RESULTS AND DISCUSSION

3.1 Farm Characteristics

The parameters of each farm and farmer's socio-economic profile are summarized in Table 1. The five farms were owned by over 40 years old men and were aged 8 to 26 years.

The fish were fed at will, with rice bran, and the fry was kept in the breeding ponds until sexing, after 3 months.

3.2 Fish Growth Parameters

Table 2 presents the different parameters of fish growth according to their age, in each farm. The daily weight gain was higher for the Bahompa 2 farm, followed by Yopohoué farm, Sanepa farm, Bahompa 3 farm and lower for the Bahompa 1 farm. The average weight gain showed higher value in the Sanepa farm, followed by Bahompa 2 farm, Bahompa 3 farm, then Yopohoué farm and lower in Bahompa 3 farm. The mean of the recorded Specific Growth Rates indicated higher values for the Bahompa 2 farm and Bahompa 1 farm, lower in the Yopohoué farm, Sanepa farms and Bahompa 3 farm.

The letters (a, b, c, d, e) mentioned in the table show that there is a significant difference (P = 0.05) between the averages tested on the different farms.

The length-weight relationship parameters of specimens of *Oreochromis niloticus* in the five farms were summarized in Table 3. The b values of fish of all the farms are less than 3 (p = 0.05). According to the statistical (t) test of the student, fishes had minor allometry, indicating growth in weight slower than in length. The values of relative condition factor (K) provided information on the reproductive capacity of these fish, which induced their low growth parameters.

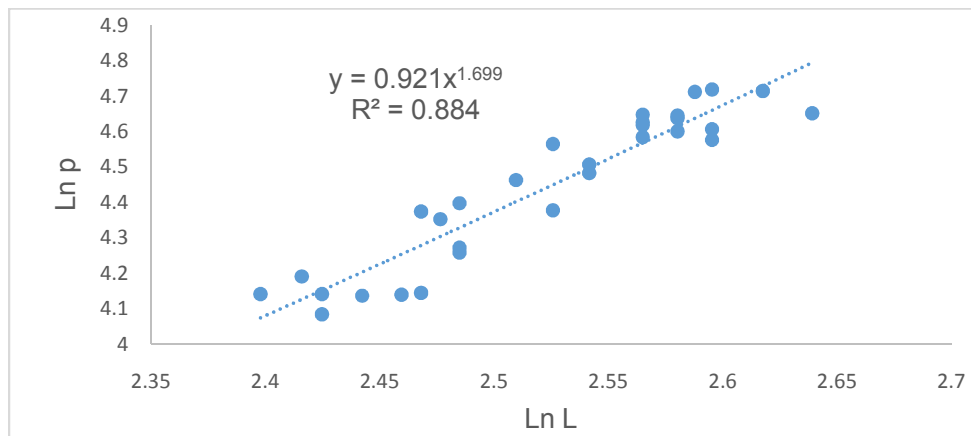


Fig. 2. Length-weight relationship of *Oreochromis niloticus* in Bahompa 1 farm

Table 1. Technical characteristics of farms

Farms	Owners	Owner's age (years)	Age of the farm (years)	Area (ha)	Number of damps	Number of ponds	Average fry weight (g) at 3 month	Breeding time (month)	Weight mean (g)
Bahompa 1	Farmer	50	8	2.5	2	4	32.5	12	425
Bahompa 2	38 persons	Mean of 40	11	3	1	8	25.55	9	400
Bahompa 3	Farmer	57	26	3	4	10	29, 2	12	425
Yopohoué	Retired civil	63	17	2.5	2	4	35.1	12	425
Sanepa	Retired civil	63	23	2.5	4	10	30.55	10	350

Table 2. Parameters of fish growth

Parameters	FB1/age: (62 days)	FB2/age: (92 days)	FB3/age: (135 days)	FY/age: (92 days)	FS/age: (183 days)
Li (cm)	09,06± 0,50	11,03± 0,43	10,33± 0,63	09,10± 0,33	10,23± 0,48
Lf (cm)	12,5± 0,82	15,43± 1,33	14,06± 3,33	15± 1,26	17,2± 0,82
Wi (g)	32,5± 2,87	25,55± 3,97	29,20 ± 3,99	35,1± 3,7	30,55± 3,07
Wf (g)	87,09± 17,56	164,26± 41,67	146,49± 98,69	132,15± 28,02	225,75± 33,25
DWG (g/d)	0,68± 0,19 ^e	1,54± 0,47 ^a	0,89 ± 0,72 ^d	1,18± 0,31 ^b	1,11± 0,18 ^c
AWG (g)	54,59± 17,62 ^c	138,71± 42,57 ^d	117,29± 97,95 ^b	97,05± 28,33 ^e	195,2± 33,38 ^a
SGR (%/d)	2,02± 0,41 ^b	2,04± 0,36 ^a	1,15± 0,46 ^e	1,81± 0,3 ^c	1,21± 0,11 ^d

Li: initial average length; Lf: final average length; Wi: initial average weight; Wf: final average weight; DWG: Daily Weight Gain; AWG: Average Weight Gain; SGR: Specific Growth Rate; FB1: Bahompa 1 farm; FB2: Bahompa 2 farm; FB3: Bahompa 3 Farm; FS: Sanepa farm; FY: Yopohoué farm

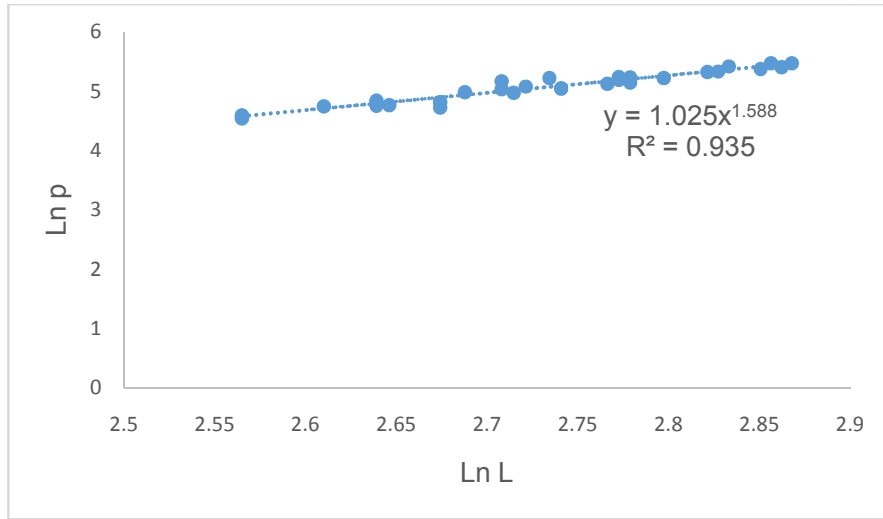


Fig. 3. Length-weight relationship of *Oreochromis niloticus* in Bahompa 2 farm

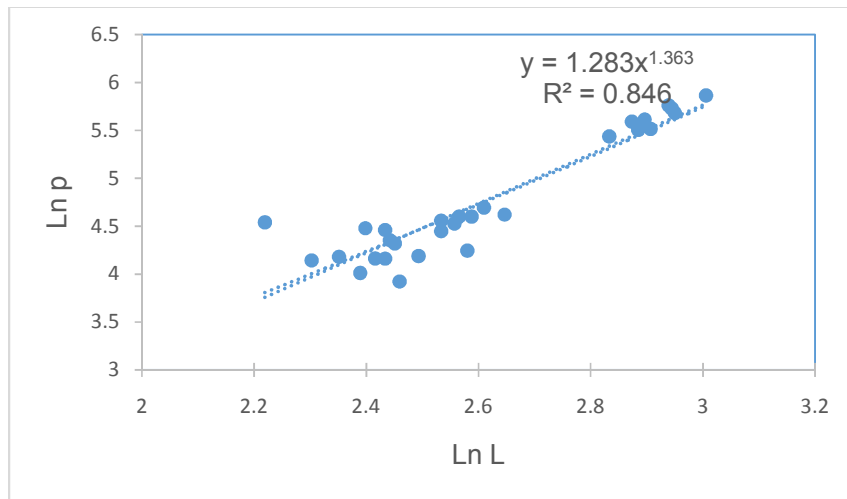


Fig. 4. Length-weight relationship of *Oreochromis niloticus* in Bahompa 3 farm

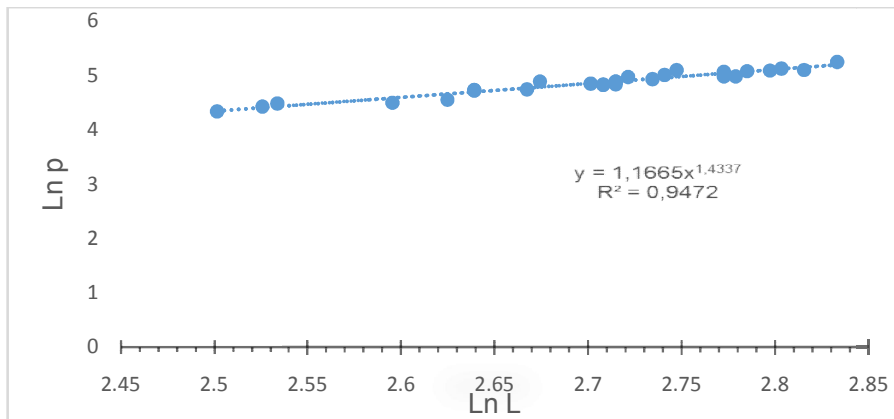


Fig. 5. Length-weight relationship of *Oreochromis niloticus* in Yopohoué farm

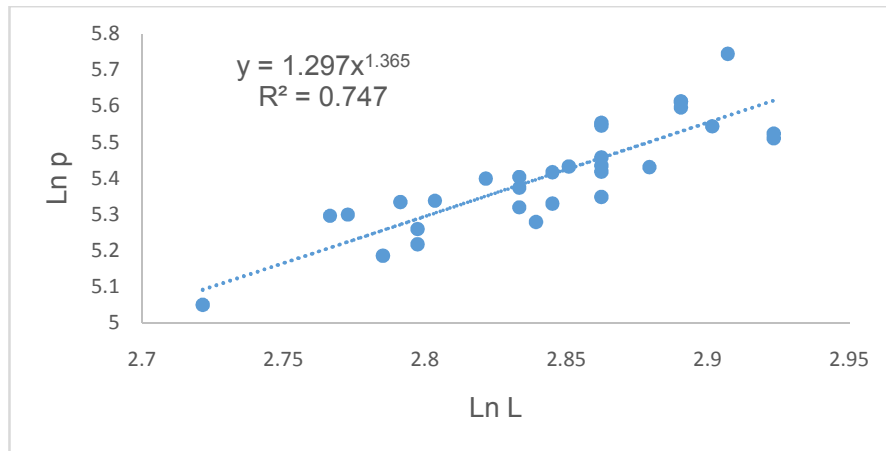


Fig. 6. Length-weight relationship of *Oreochromis niloticus* in Sanepa farm

Table 3. Length-weight relationship and relative condition factor parameters

Farms	Average size (cm)	Average weight (g)	Fish P equation age (d)	Allometry b	Correlation (t) test R	K
Bahompa 1	12.5±0.82	87.09±17.56	62 P =0.92LS ^{1.69}	1.69	0.88 p = 0.05	1±0.98
Bahompa 2	15.43±1.33	164.26±41.67	92 P=1.02LS ^{1.58}	1.58	0.93 p = 0.05	1±0.01
Bahompa 3	14.06±3.33	146.49±98.69	135 P=1.28LS ^{1.36}	1.36	0.84 p = 0.05	0.99±0.04
Yopohoué	15±1.26	132.15±28.02	92 P=1.16LS ^{1.43}	1.43	0.94 p = 0.05	1±0.01
Sanepa	17.2±0.82	225.75±33.25	183 P=1.29LS ^{1.36}	1.36	0.74 p = 0.05	1±0.98

cm: centimeter; g: gram; d: day; P: allometry equation; b: allometry value; R: correlation value; p: statistically comparison value; K: condition factor value

4. DISCUSSION

The analysis of fish farming in the Goh region (Ouragahio) showed that this activity was exclusively made by men. FAO [6] reported that women represent 5% of fish farm promoters in Ghana and 6% to 10% in Cameroon and a substantially high proportion (8-11%) in Jamaica. This low presence of women in fish farming activities would be due to societal constraints common to women, including access to land, water, management (literacy), capital (credit), entrepreneurship rights and, disposing of income and investing [17,18].

This study showed that fingerlings were sexed at 3 months of age, contrary [16] who states that fry must be sexed at 2 months of age. Farmers justified this delay of sexing by the recurrent lack of food for the fish and thus allow 95% of fry to reach a sexing weight of 25 g to 40 g. Rice bran was the food used by fish farmers, but Bahompa 2 farm used industrial granulated feed as a supplement. Kimou et al. [19] reported that by-products were used more by farmers (76.5%) than by employees (11.3%) or economic operators (5.2%). Similarly, [20] indicated that

fish farmers used by-products exclusively in all regions of Côte d'Ivoire.

The farms studied showed different weight gain with *Oreochromis niloticus* relatively to their farm practices. The daily weight gain observed after 3 months of breeding were better in fish raised on the Bahompa 2 farm, followed by the Yopohoué farm. This parameter was low after 2 months of rearing at the Bahompa 1 farm and after 4 months of rearing for the Bahompa 3 farm. It remained low after 6 months of rearing on the Sanepa farm.

The best specific growth rate obtained in the Bahompa 2 farm had a value of $2.04 \pm 0.36\%/d$. It was lower than the Bahompa 3 farm that values were $1.15 \pm 0.46\%/d$. These low daily weight gains and specific growth rates could be justified by the poor nutritional quality of the by-products used by fish farmers. Indeed, fish growth was influenced by many factors including diet and environmental variables. The poor nutritional quality of the rice bran would justify the long production times, the low market weight (200 g to 350 g) after more than a year of breeding on the Bahompa 3 farm, Bahompa 1

farm, Sanepa farm and Yopohoué farm and the average daily gains of tilapia less than 1.5 g/d obtained in all farms. Agboola and Anetekhai [21] justified these slow growths by the low protein content and low digestibility of rice bran fibres by fish, because the performance of a compound feed would highly dependent on the variability of the digestibility, adsorption and the availability of the nutrients that constitute it.

The length-weight relationship of the *Oreochromis niloticus* fish allowed to determine the coefficients of allometry. For all farms, the values of this coefficient varied from 1.36 to 1.69. These values remained much lower than those reported in the literature, which range between 2.8 and 3 [22]. Yilmaz and Pola [23] reported that various factors including seasons, environmental parameters, food availability, feeding ratio, habitat, sex, and physiological conditions of fish may be responsible for differences observed with the coefficient of allometry reported by the different studies. The coefficient of determination (R^2) value of all fish indicated strong relationships between length and weight. Our results were consistent with works of several authors [24] and [25] with different fish species from various water bodies.

The relative condition factor is a morphometric index used to evaluate the physiological state of the fish in relation to its well-being. The values obtained from the condition factor K vary from 0.99 ± 0.10 to 1 ± 0.30 for fish of all farms. According to Telvekar et al. [26], the highest values of K appear in a period of reproductive activities preparation. The poor condition factors obtained in this study indicated that the condition of the fish is poor, reflecting a state of fish stress. Sarkar et al. [27] noted that this factor was not constant for species or populations over a long period and could be influenced by biotic and abiotic factors such as diet and gonad development.

5. CONCLUSION

The comparative study of the five fish farms in Ouragahio (Goh region) showed that all fish farmers practice fish sexing. However, only Bahompa 2 farm made controls. All of them were over 40 years old men. The by-products (rice bran) were only used for feeding in four farms (Bahompa 1, Bahompa 3, Sanepa and Yopohoué) and industrial granulated feed was added in Bahompa 2 farm, that let to get the best growth performance in this farm. Fishes of all farms grewed more in length than weight. The observed relative condition factors presented

values indicating that fish on these farms were stressed in their living environment.

ACKNOWLEDGEMENTS

Authors acknowledge authorities of the Oceanologic Research Centre, the Peleforo Gon Coulibaly University and the Nangui Abrogoua University. They thank the laboratory of the aquaculture department of the Oceanologic Research Centre.

COMPETING INTERESTS

Authors have declared that no competing interests exist.

REFERENCES

1. Gaye-Siessegger J. Improv in gestimates of trophics hift in Nile Tilapia, *Oreochromis niloticus*, using measurement soflipogenic enzyme activities in the liver. Comparative Biochemistry and Physiology. 2005;140:117-124.
2. FAO. La Situation Mondiale des Pêches et de l'Aquaculture. Contribuer à la Sécurité Alimentaire et à la Nutrition de tous. FAO; Rome, Italie. 2016;227.
3. Avit J-BLF, Bony KY, Kouassi NC, Konan KF, Assemian O, Allouko JR. Conditions écologiques de production de fingerlings de *Oreochromis niloticus* (Linné, 1758) en association avec le riz WITA 12 en étang. Journal of Applied Biosciences. 2012;59:4271-4285.
4. Naylor RL, Goldburg RJ, Primavera JH, Kaut SKYN, Beveridge MCM, Clay J, Folke C, Lubchenco J, Mooney H, Troell M. Effect of aquaculture on world fish supplies. Nature. 2000;405:1017-1024.
5. FAO. The State of World fisheries and Aquaculture (SOFIA). Document Repository FAO; Rome, Italie. 2004;154.
6. FAO. The State of World Fisheries and Aquaculture. FAO; Rome, Italie. 2012;555.
7. FAO. The State of World Fisheries and Aquaculture. FAO: Rome. 2014;1252.
8. Ahouansou-Montcho S, Laleye PA. Some aspects of biology of *Oreochromis niloticus* L. (Perciformes: Cichlidae) recently introduced in Lake Toho (Benin, West Africa). International Journal of Biological and Chemical Sciences. 2008;2(1):114-122.
9. Adebo GM, Alfred SDY. Economic analysis of contribution of tilapia production and marketing to gender empowerment in Ondo and Ekiti States, Nigeria. In: 8th

- International Symposium on Tilapia in Aquaculture. Cairo. 2008;657–664.
10. Sirima O, Toguyeni A, Kabore-Zoungrana C. Faune piscicole du bassin de la Comoé et paramètres de croissance de quelques espèces d'intérêt économique. International Journal of Biological and Chemical Sciences. 2009;3(1):95–106.
 11. Tanoh KM, Berté S, Zi GKN, Bamba M, Goore GB, Essetchi P. Peuplement ichtyologique du complexe Brimé-Méné-Nounoua, Côte d'Ivoire (Afrique de l'Ouest). International Journal of Biological and Chemical Sciences. 2013;7(6):2248–2263.
 12. Ouattara NI, Iftime A, Mester LE. Age et croissance de deux espèces de Cichlidae (Pisces): *Oreochromis niloticus* (Linnaeus, 1758) et *Sarotherodon melanotheron* Rüppell, 1852 du lac de barrage d'Ayamé (Côte d'Ivoire, Afrique de l'Ouest). Travaux du muséum national d'histoire naturelle «Grigore Antipa». 2009;313–324.
 13. Toguyeni A, Fauconneau B, Melard C, Fostier A, Lazard J, Baras E, Kuhn E, van der Geyten S, Baroiller JF. Sexual dimorphism in two pure Cichlid species, *Oreochromis niloticus* (Linnaeus, 1758) and *Sarotherodon melanotheron* (Rüppel) 1852, and their intergeneric hybrids. African Journal of Aquatic Science. 2009;34(1):69–75.
 14. Siddhuraju P, Becker J. Comparative nutritional evolution of differentially processed mucuna seeds (*Mucuna pruriens* L.) DC. Var. utilis (Wallex Wight) (Bakerex Burck) on grow, 2003;511.
 15. Bamba Y. Production en étang du tilapia *Oreochromis niloticus* (Linne, 1758) nourris avec des sous-produits agricoles sans adjonction de farine de poisson. Thèse de Doctorat, Université d'Abobo-Adjamé, Abidjan. 2007;155.
 16. Adjanke A. Formation en pisciculture: Production d'alevins et gestion de ferme piscicole 2011;5(1):153-200.
 17. FAO, a. Les femmes clé de la sécurité alimentaire. Rome. 2011;5(1):23-30.
 18. FAO, b. La situation mondiale de l'alimentation et de l'agriculture. Rome. 2011;5(2):44-58.
 19. Kimou NB, Koumi RA, Koffi MK, Atsé CB, Ouattara IN, Kouamé PL. Utilisation des sous-produits agroalimentaires dans l'alimentation des poissons d'élevage en Côte d'Ivoire. Cah. Agric. 2016;25:1-9.
 20. Nelson JS. Fishes of the world. John Wiley & Sons: New York. 2006;503.
 21. Köprücü K, Özdemir Y. Apparent digestibility of selected feed ingredients for Nile tilapia (*Oreochromis niloticus*). Aquaculture. 2005;25:308–316.
 22. Agboola JI, Anetekhai MA. Length-weight relationships of some fresh and brackish water fishes in Badagry Creek, Nigeria. Journal of Applied Ichthyology. 2008;24:623-625.
 23. Yilmaz S, Pola N. Length-weight relationship and condition factor of Pontic shad, *Alosa immaculate* (Pisces: Clupeidae) from the Southern Black Sea. Research Journal of Fisheries and Hydrobiology. 2011;6:49-53.
 24. Tah LG, Gooré BIG, DA Costa KS. Length-weight relationships for 36 freshwater fish species from two tropical reservoirs: Ayamé I and Buyo, Côte d'Ivoire. International Journal of Tropical Biology and Conservation. 2012;60(4):1847-1856.
 25. Konan AKF, Ouattara M, Ouattara A, Gourène G. Weight-length relationship of 57 fish species of the coastal rivers in Southeastern of Ivory Coast, Ribarstvo. 2007;65(2):49-60.
 26. Telvekar PA, Chakraborty SK, Janissary AK. Length weight relationship and food and feeding habits of *Otolithes cuvieri* from Mumbai. Indian Journal of Fish Biology. 2006;53:131-134,
 27. Sarkar UK, Khan GE, Dabas A, Pathak AK, Mir JI, Rebello SC. Length-weight relationship and condition factor of selected freshwater fish species found in River Ganga, Gomti and Rapti, India. Journal of Environmental Biology. 2013;34:951-956.

© 2019 Konan et al.; This is an Open Access article distributed under the terms of the Creative Commons Attribution License (<http://creativecommons.org/licenses/by/4.0>), which permits unrestricted use, distribution, and reproduction in any medium, provided the original work is properly cited.

Peer-review history:
The peer review history for this paper can be accessed here:
<http://www.sdiarticle3.com/review-history/47999>